

2020 ANNUAL REPORT

Educating and empowering those seeking affordable health care.

50 Whittemore St., Gloucester, MA 01930 978-281-6666 800-503-6897

HOW DO WE HELP?

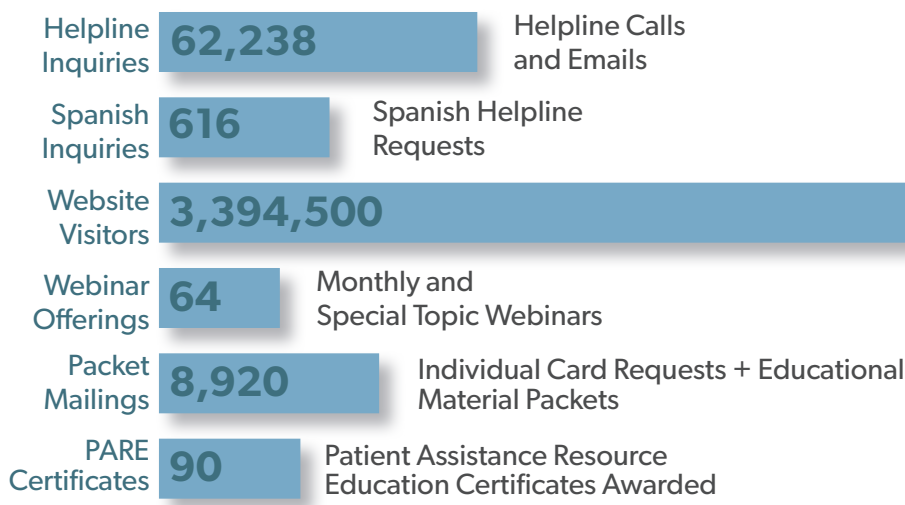
NeedyMeds, a national 501(c)3 nonprofit, connects people to healthcare cost-savings resources such as prescription assistance programs, coupons, government programs, medical transportation programs, low-cost clinics, diagnosis-based assistance programs including camps and scholarships, the NeedyMeds drug discount card and more.

Amount Saved Using the NeedyMeds Drug Discount Card

\$310,000,000

SINCE ITS INCEPTION
APRIL 2009

CONTINUING THROUGH 2020, STRIVING TOWARDS AFFORDABLE HEALTHCARE FOR ALL.



Board of Directors

- CHAIR
Frederick Cowan
- VICE-CHAIR
Gisele M. Michel
- SECRETARY-CLERK
Roberta Downey
- TREASURER
Donald Maier, M.D.
- Maureen Dea**
- Darryl Munden**

New Initiatives

COVID-19 Resource Center

NeedyMeds created a one-stop COVID-19 Resource Center to help those impacted by the coronavirus.

myHealthTeam & NeedyMeds

Partnered with MyHealthTeam, a nonprofit that creates social networks and online support groups for people living with chronic conditions. Info can be found on select Diagnosis Information Pages.

Masks Make the Difference Campaign

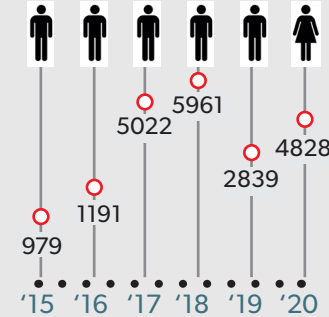
Initiative that offered a branded, high-quality, three-layer-thick mask as protection against COVID-19.

BeMedWise.org Revision

Revised and updated the look of BeMedWise.org. Included timely information on hydrochloroquine and acetaminophen related to COVID-19 issues.

Outreach & Education

Webinar Attendees



Diagnosis Information Pages

Our 106 Diagnosis Information Pages provide educational information and healthcare cost-saving resources for those living with or caring for someone with specific diagnoses.

Volunteer Ambassador Program

NeedyMeds has 87 VAPs representing 22 states educating their communities about affordable healthcare options available through NeedyMeds.org. VAPs serve as an invaluable resource, educating and empowering those in need, who are at times beyond the scope of NeedyMeds' outreach efforts.

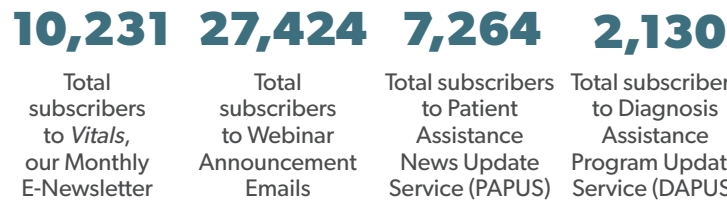
Social Media Engagement



NeedyMeds' blog, *The Voice*, presents timely, provocative pieces on health-related news. The articles educate, enlighten, and elucidate and try to make sense of the health-care-related changes in the U.S.

Subscribers

Through our Subscription Center, visitors can access a variety of resources.

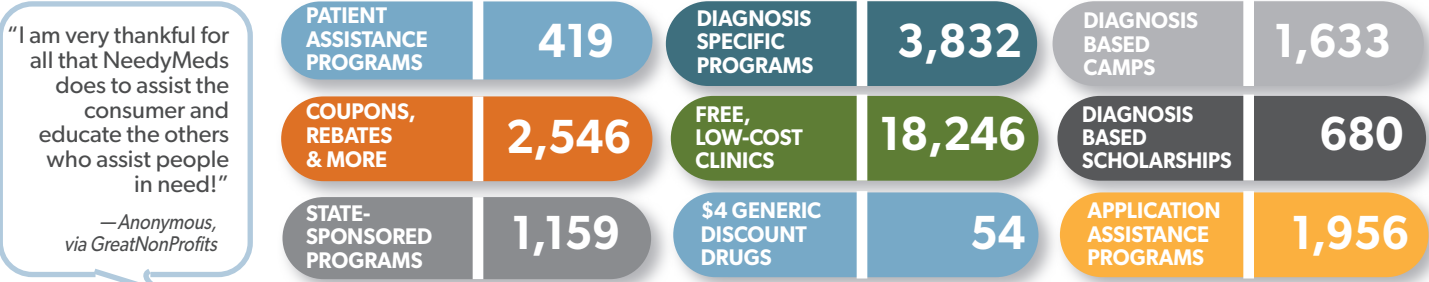


PAPTracker Software

NeedyMeds' PAPTracker software streamlines and simplifies the PAP application process, helping 6,284 participants with 8,674 applications and refills.

Maintaining Databases

Our databases are kept up-to-date by our Database Research Department Team, ensuring that our resources are current and accurate.

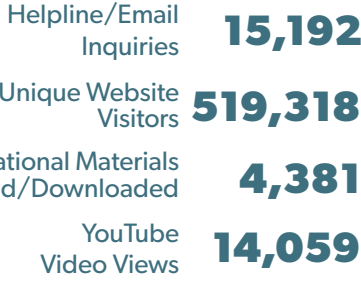


"I am very thankful for all that NeedyMeds does to assist the consumer and educate the others who assist people in need!"
—Anonymous, via GreatNonProfits

Projects of NeedyMeds

SafeNeedleDisposal.org

Learn how and where to safely dispose of at-home used sharps.



BeMedWise and Talk About Your Medicines Month

In its 35th year, Talk About Your Medicines Month, an initiative of the BeMedWise Program at NeedyMeds, tackled the challenges of nonadherence in this year's theme, Medication Adherence — On track with your meds and your health, offering tips and tools to improve health outcomes and reduce healthcare spending.


Awards & Certifications



Earned Top-Rated Nonprofit Status from GreatNonProfits



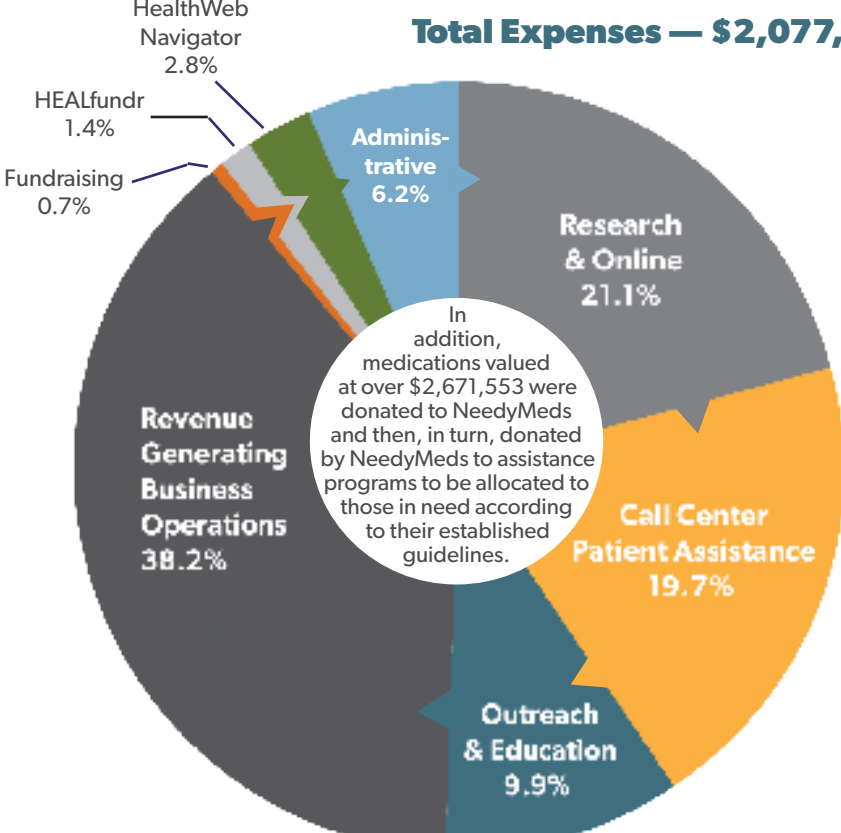
Awarded GuideStar Platinum Seal of Transparency



Voted One of NonProfitTime's 50 Best Nonprofits to Work for again, for the 7th year

Financials

Total Expenses — \$2,077,363.00



Operating Income

Revenue Generating	
Business Operations	\$2,134,673.00
Donations and Grants	15,334.00
Total Operating Income	\$2,150,007.00

Operating Expenses

Research and Online	\$ 452,777.00
Call Center Assistance	422,735.00
Outreach and Education	212,440.00
Revenue Generating	
Business Operations	820,627.00
Fundraising	15,099.00
HEALfundr	30,042.00
HealthWeb Navigator	60,084.00
Administrative	132,058.00
Total Operating Expenses	\$2,145,862.00

Total Net Assets \$ 641,157.00